

PMEX UPDATE (Evening)

Commodities	Signal	Entry	Stop loss	Target 1	Target 2
Crude Oil - WTI	BUY	71.75	71.11	72.39	72.77
Gold	SELL	1,798.00	1,804.00	1,792.00	1,789.00
Silver	SELL	25.305	25.47	25.140	24.932
Platinum	SELL	1,060.00	1,065.00	1,055.00	1,053.00
Copper	BUY	4.523	4.481	4.564	4.580
Natural Gas	BUY	4.070	4.025	4.115	4.165

Indices	Signal	Entry	Stop loss	Target 1	Target 2
Dow Jones	BUY	34,860.00	34,800.00	34,920.00	34,980.00
S&P 500	BUY	4,395.00	4,385.00	4,405.00	4,415.00
NASDAQ 100	BUY	15,090.00	15,055.00	15,125.00	15,200.00

Currencies	Signal	Entry	Stop loss	Target 1	Target 2
USD-JPY	BUY	110.060	109.920	110.200	110.350
EUR-USD	SELL	1.1790	1.1805	1.1775	1.1770
GBP-USD	SELL	1.3795	1.3813	1.3777	1.3765

Minimum Lot	Total Price	Margin	Investment	Profit 1	Return 1	Profit 2	Return 2
10 Barrel	114,800	5.84%	6,700	915	13.66%	1,523	22.73%
1 Ounce	287,680	3.79%	10,900	797	7.31%	1,277	11.71%
10 Ounce	40,488	8.40%	3,400	210	6.16%	542	15.95%
5 Ounce	848,000	5.57%	47,200	3,592	7.61%	6,008	12.73%
1000 Pounds	723,600	4.06%	29,400	6,368	21.66%	8,928	30.37%
1000 MMBTU	651,200	8.80%	57,300	6,792	11.85%	14,792	25.82%

Minimum Lot	Total Price	Margin	Investment	Profit 1	Return 1	Profit 2	Return 2
Index Level	5,577,600	2.64%	147,200	8,947	6.08%	18,547	12.60%
Index Level	703,200	2.77%	19,500	1,518	7.79%	3,118	15.99%
Index Level	2,414,400	3.26%	78,600	5,437	6.92%	17,437	22.18%

Minimum Lot	Total Price	Margin	Investment	Profit 1	Return 1	Profit 2	Return 2
10,000 Units	1,738,948	0.90%	15,600	2,337	14.98%	4,707	30.17%
10,000 Units	1,886,400	1.00%	18,800	2,525	13.43%	3,325	17.69%
10,000 Units	2,207,200	1.24%	27,300	3,005	11.01%	4,925	18.04%

Major Headlines

Oil Up, Hopes Rise that Vaccines, Tight Supply Will Offset COVID-19 Worries

Oil was up Tuesday morning in Asia, with prices steadying from Monday's fall. Investors are hoping that tight supply and rising vaccination rates will offset the impact of rising global COVID-19 cases on fuel demand. Brent oil futures gained 0.37% to \$73.97 by 12:05 PM ET [see more...](#)

Gold Dips Beneath \$1,800 in Pre-Fed Shadow Boxing

Gold settled beneath the key \$1,800 level on Monday with longs in the yellow metal engaging in typical pre-Fed shadow boxing with shorts as taper and rate expectations reared their heads again. This is going to be a busy week for markets with the Federal Reserve's monthly policy statement, along [see more...](#)

S&P 500 Notches Record as Investors Eye Big Tech Earnings

All three major averages clinched record highs Monday after cutting intraday losses ahead quarterly earnings from big tech and further clues on monetary the Federal Reserve due this week. The S&P 500 rose 0.24%, to close at a record high of 4,422. The Dow Jones Industrial Average gained 0.24%, or 82 points to close a record of 35,144.12. [see more...](#)

USD/JPY is tracking US 10-year yields into support structure

At the time of writing, USD/JPY is attempting to stabilise from the loss of the session (110.26) at 110.30 although is pressured by US yields swooping lower in Tokyo. The 10-year yield is down 0.77% on the day and has dropped in recent trade from the recovery highs of 1.2950% to currently [see more...](#)

EUR/USD stays sluggish around 1.1800, US Durable Goods Orders eyed

EUR/USD retreats to 1.1800, mostly unchanged on a day, heading into Tuesday's European open. In doing so, the major currency pair fails to hold the week-start optimism virus news and pre-data/events caution defends the US dollar bulls. Traders began the key week on a positive side as [see more...](#)

GBP/USD edges higher past 1.3800 as covid optimism battles Brexit woes

GBP/USD seesaws around 1.3820, following the heaviest daily run-up in a week, amid Tuesday's Asian session. The cable pair benefited from the latest reduction in the coronavirus numbers at home, as well as the broad softening of the US dollar, [see more...](#)

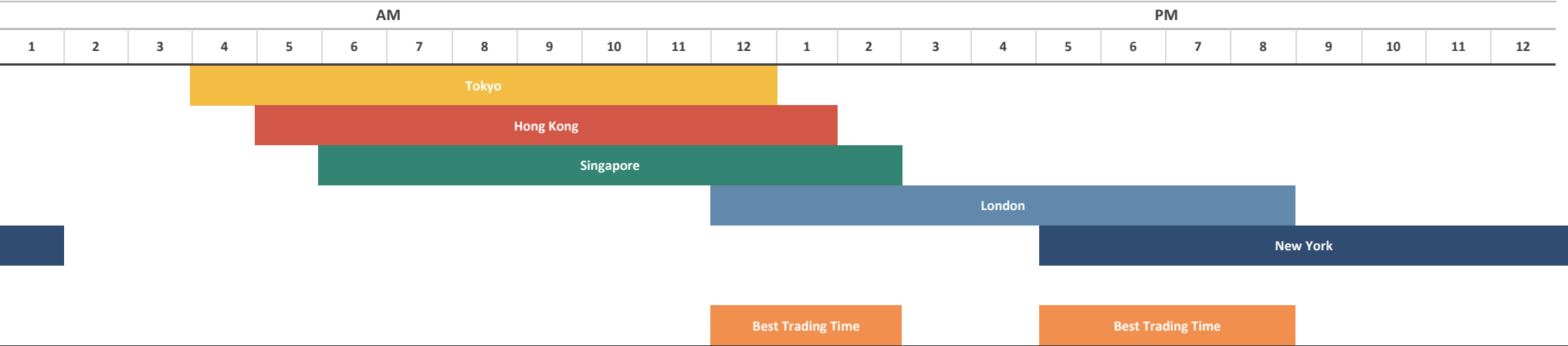
ECONOMIC CALENDAR

Event	Dates	Time	Currency	Importance	Actual	Forecast	Previous
Core Durable Goods Orders (MoM) (Jun)	27-Jul-21	5:30 PM	USD	High Volatility Expected		0.8%	0.3%
CB Consumer Confidence (Jul)	27-Jul-21	7:00 PM	USD	High Volatility Expected		123.9	127.3

Source: Investing.com

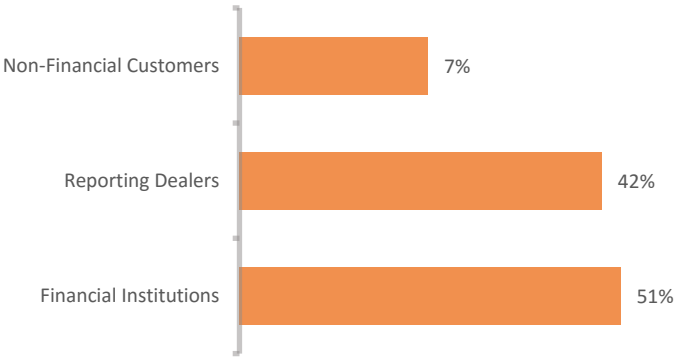
FOREX MARKET'S STATISTICS

Forex Market Hours

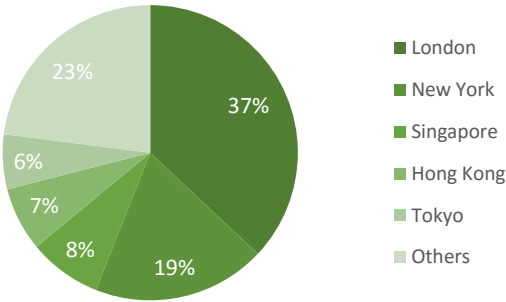


Note: This chart shows the normal forex trading times of all the major forex trading centers across the globe in Pakistan Standard Time.

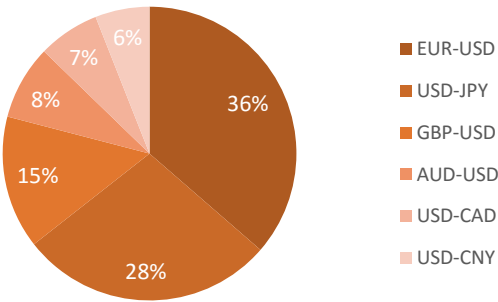
Forex Turnover by Counterparty



Markets' Share in Total Forex Turnover



Most Traded Currency Pairs



Sources: ACPL Research, Forexmarkethours, Dailyfx, Ig

DISCLAIMER

This report has been prepared by Abbasi and Company (Private) Limited and is provided for information purposes only. Abbasi and Company (Private) Limited (ACPL) is engaged in brokerage business of commodities futures in Pakistan and to provide the trading/ execution facility on Pakistan Mercantile Exchange (PMEX). There is risk of loss in trading in derivatives (futures). The author, directors and other employees of Abbasi and Company (Private) Limited and its affiliates cannot be held responsible for any loss in trading. Futures; futures on margin carries a high level of risk and may not be suitable for all investors. The high degree of leverage can work against the investor/ traders. Before deciding to invest in Commodity derivatives, you should carefully consider your investment objectives, level of experience, and risk appetite. The possibility exists that you could sustain a loss of some or all of your initial investment and therefore you should not invest money that you cannot afford to lose. You should be aware of all the risks associated with futures trading in commodities and other financial products. We take no responsibility for any loss made in investment on any instruments through us. In any event Abbasi and Company (Private) Limited, its affiliates, agents will not be liable to anyone for any decision made or action taken for investment/ trading. Abbasi and Company (Private) Limited, its affiliates, directors and employees cannot be held responsible for any loss in trading due to any problem in connectivity; failure of system; technical problem in the software or any other reason whatever.

All the reports/ recommendations/ trading calls/ opinions are advisory in nature and contains the opinions of the author, which are not to be construed as investment advices. The author, directors and other employees of Abbasi and Company (Private) Limited and its affiliates cannot be held responsible for the accuracy of the information presented herein or for the results of the positions taken based on the opinions expressed in the reports/ views from Abbasi and Company (Private) Limited. All the views/ recommendations/ trading calls and opinions are based on the information, which are believed to be accurate and no assurance can be given for the accuracy of these information.

Derivatives trading involve substantial risk. The valuation of the underlying may fluctuate, and as a result, clients may lose their entire original investment. In no event should the content of this research report be construed as an express or an implied promise, guarantee or implication by, or from, Abbasi and Company (Private) Limited that you will profit or that losses can, or will be, limited in any manner whatsoever. Past results are no indication of future performance. The information provided in this report is intended solely for informative purposes and is obtained from sources believed to be reliable. Information is in no way guaranteed. No guarantee of any kind is implied or possible where projections of future conditions are attempted. Investments in securities market are subject to market risks, read all the related documents carefully before investing.

All rights reserved by Abbasi and Company (Private) Limited. This report or any portion hereof may not be reproduced, distributed, or published by any person for any purpose whatsoever. Nor can it be sent to a third party without prior consent of Abbasi and Company (Private) Limited. Action could be taken for unauthorized reproduction, distribution, or publication.

The research analyst, primarily involved in the preparation of this report, certifies that (1) the views expressed in this report accurately reflect his/her personal views about the subject commodity/index /currency pair and (2) no part of his/her compensation was, is or will be directly or indirectly related to the specific recommendations or views expressed in this report.

DISCLOSURE

Following exchange rates are used to convert investment and profit values:

- USD/PKR: 160.00
- JPY/PKR: 1.58

To arrive at our Target Price, Abbasi & Company (Private) Limited uses following methods:

- Technical Analysis
- Fundamental Analysis

Furthermore, profit and returns are inclusive of all expenses including PMEX Fee, ACPL Fee & Sales Tax

RESEARCH DISSEMINATION POLICY

Abbasi & Company (Private) Limited endeavors to make all reasonable efforts to disseminate research to all eligible clients in a timely manner through either physical or electronic distribution such as email, fax mail etc. Nevertheless, all clients may not receive the material at the same time.

PREPARED BY

Muhammad Nauman Naeem
Phone: (+92) 42 38302028
Ext: 116
Email: nauman@abbasiandcompany.com

RESEARCH DEPARTMENT

6 - Shadman, Lahore
Phone: (+92) 42 38302028; Ext: 116, 117
Email: research@abbasiandcompany.com
web: www.abbasiandcompany.com

HEAD OFFICE

6 - Shadman, Lahore
Phone: (+92) 42 38302028
Email: support@abbasiandcompany.com
web: www.abbasiandcompany.com

BRANCH OFFICE

42 - Mall Road, Lahore
Phone: (+92) 42 38302028 - 37320707
Email: support@abbasiandcompany.com
web: www.abbasiandcompany.com